




CNC TURRET PUNCH


HPE

HPE SERIES CNC TURRET PUNCH



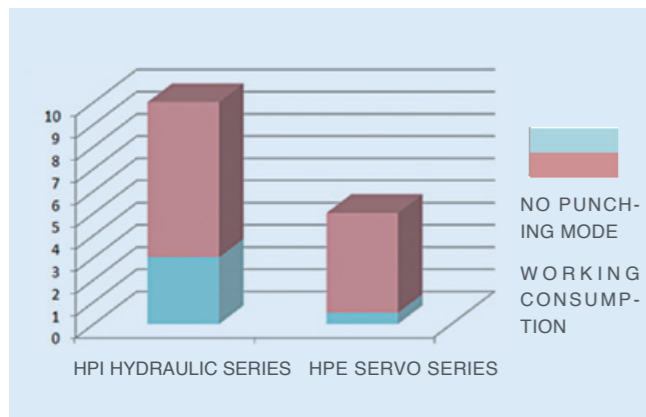
- Electric SERVO Control for fast ram punching performance with 30 ton capacity, marking frequency 1,500 hits/min.
- Siemens CNC controller provides ultimate performance and reliability
- Precise ram positioning control, the BDC positioning accuracy is 0.01mm
- Proven direct drive, servo controlled Auto-index design, with higher re-positioning precision
- Efficient precision roll forming
- Energy saving, low power consumption with low noise

HPE SERIES CNC TURRET PUNCH



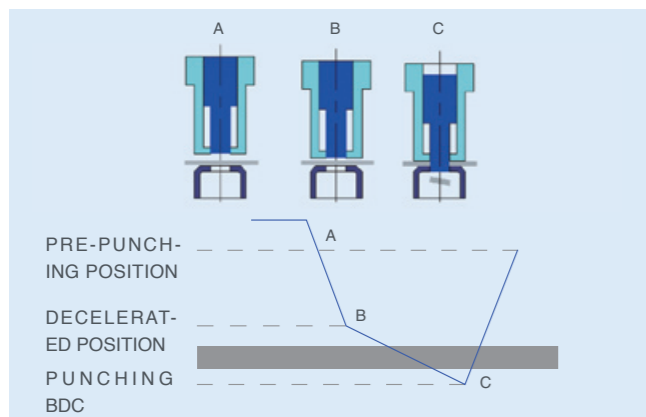
SERVO RAM DESIGN

- Ram design uses a single servo motor coupled directly to the crankshaft for highest punching performance and reliability. Simplified design enhances component life and ensures positioning accuracy using a closed loop servo control system.



ENERGY EFFICIENCY

- Intelligent punching mode calculates punching force, stroke and speed providing maximum performance with reduced energy consumption with near zero energy usage in non punching mode. Additionally, energy generated during "braking" mode is recycled reducing overall energy usage.
- Lower maintenance cost due to simplified design and elimination of older Hydraulic technology.




HIGH SPEED , LOW NOISE

- Advanced punching technology provides full control of ram speeds, stroke and forming combined with low noise and energy consumption
- High-precision seamless mechanical structure, no internal abnormal sound or noise during high-speed movement



TURRET STRUCTURE

- Turret design incorporates high strength alloy casted steel machined by precision machining centers to ensure the tool alignment accuracy.
- Guide bushing with precision machining, significantly increasing the tool life



TOOL AUTO-INDEX

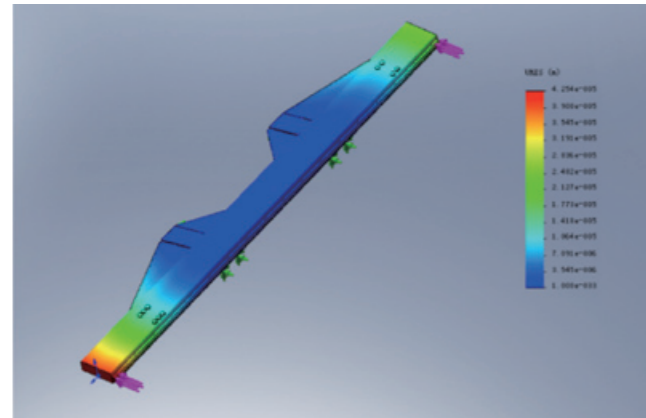

- Direct drive design (Nisshinbo patent) eliminates secondary positioning errors, fastest index to index performance and provides for full tonnage punching due to robust design and oil lubrication of all indexing components, the repositioning precision within 0.03mm



LOWER DIE HOLDER , FAST CHANGE

- Turret design provides for quick and easy die base removal, allows for simple die change, fast re-install and maintains tool alignment due to self-aligning design. Die tool holder uses a hard bushing for die support and can be easily replaced to maintain highest punched hole quality. Bases include material support brushes or balls to have reduce scratching and noise reduction.

HPE SERIES CNC TURRET PUNCH



HIGH STRENGTH X AXIS

- X axis carriage design uses high strength alloy steel combined with precision welding and machining process. Carriage was created using a computer generated finite design to ensure maximum axis performance during punching and positioning with highest accuracy even with maximum sheet capacity.

AXIS POSITIONING

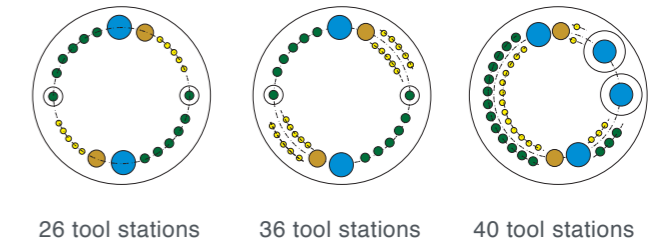
- Precision ground lead screws using a dual ball nut design improves positioning and accuracy during high load periods, helps reduce noise and extends component life compared to single ball nut lead screws.
- Standard pneumatic work clamps incorporate a pivoting design allowing work clamps to pass over dies holders, reducing material deformation. The pass-thru design increases punching performance and no punch zones are defined by sensors to provide minimum size of no punch zones based on tool size. Material sensors are utilized to ensure sheet gaging accuracy and monitor sheet pull out for increased part performance and safety. Material clamping spikes in lower clamp jaw are easily and quickly replaced to ensure maximum clamping force.

TURRET DRIVE

- Proven turret drive design incorporates a single servo motor, closed loop system connected to a single drive shaft using chain drive for maximum positioning speed and accuracy. High precision shot pins are utilized to provide final turret position and to maintain tool station alignment during punching.

STANDARD CONFIGURATION

- Adopt Siemens controller
- Electric Servo ram designed by Yawei
- 36 station turret with 2 auto-index station (B sized)
- Equipped with tool hoisting device, automatic lubrication for machine and sheet metal deformation sensors.



Tool station category	Symbol	26 tool stations		36 tool stations		40 tool stations		Dimension range
		NO	AI	NO	AI	NO	AI	
A	●	10		20		18		ø3.0~ø12.7mm
B	●	10	2	10	2	16		ø12.7~ø31.75mm
C	●	2		2		2		ø31.75~ø50.8mm
D	●	2		2		2	2	ø50.8~ø88.9mm

Parameters of HPE series CNC Turret Punch

Parameter	unit	HPE-3044	HPE-3047	HPE-3048	HPE-3057	HPE-3058
Normal pressure	KN	294	294	294	294	294
Max.processing sheet size	mm	1250 × 2500	1250 × 4000	1250 × 5000	1500 × 4000	1500 × 5000
Max.processing sheet thickness	carbon steel	mm	6.35	6.35	6.35	6.35
	stainless steel	mm	4	4	4	4
Max.punch diameter	mm	ø88.9	ø88.9	ø88.9	ø88.9	ø88.9
Punch accuracy	mm	± 0.1	± 0.1	± 0.1	± 0.1	± 0.1
Ram stroke rates	cpm	1500	1500	1500	1500	1500
Punch frequency (1mm step, 6mm punching stroke)	cpm	700	700	700	700	700
Punch frequency (25.4mm step, 6mm punching stroke)	cpm	400	400	400	400	400
maximum speed of the plate movement	m/min	102	102	102	102	102
Turret speed	rpm	30	30	30	30	30
CNC axis		5(X,Y,T,C,Z)	5(X,Y,T,C,Z)	5(X,Y,T,C,Z)	5(X,Y,T,C,Z)	5(X,Y,T,C,Z)
Total power consumption	kW	6.1	6.1	6.1	6.1	6.1
Air resource	Mpa	0.6	0.6	0.6	0.6	0.6
Overall dimension	L	mm	5410	5410	5410	5910
	W	mm	2300	4000	5000	4000
	H	mm	2260	2260	2260	2260
Weight	kg	14000	15000	16000	18000	19000



中国名牌

JIANGSU YAWEI MACHINE TOOL CO., LTD.

XIANCHENG INDUSTRIAL ZONE, HUANGHAI SOUTH ROAD

JIANGDU DIST. 225200 YANGZHOU, JIANGSU, CHINA

TEL: +86(0)514-86880517

FAX: +86(0)514-86880521

HTTP: www.yawei.cc

EMAIL: sales2@yawei.cc



Yawei 亚威

The above two symbols both are logo of Jiangsu YAWEI Machine-Tool Co., Ltd.

As for the products improvements, brochures are subject to change without notice.



YAWEI official website